

**BHARTIYA**

TUBE TOOLS

# Generation Next

## Condenser Tube Cleaning Machine



**MANUFACTURER &  
EXPORTER OF**

Tube Cleaners, Tube Expanders,  
Tube Tools, Pipe Beveling Machines,  
Plate Bevellers, High Pressure Water  
Jetting Machine & Tapping Machine

**SHINOARE**<sup>TM</sup>  
INDUSTRIES PVT LTD

# Contents

| <b>Sr. No.</b> | <b>Product</b>                                    | <b>Page</b> |
|----------------|---|-------------|
| 1              | <b>Fire Tube Boiler (BFM SERIES)</b>              | 1           |
| 2              | <b>Fire Tube Boiler Soot Collection Machine</b>   | 2           |
| 3              | <b>Chiller / Condenser Tube Cleaner</b>           |             |
|                | Electric Tube Cleaners (Victor Series)            | 3           |
| 4              | Electric Tube Cleaners (Cleanex Series)           | 4           |
| 5              | <b>Flexible Shaft</b>                             | 5           |
| 6              | <b>Cleaning Accessories For Tube Cleaners</b>     |             |
|                | Brushes   |             |
| 7              | <b>Chiller / Condenser Tube Cleaner</b>           | 6           |
| 8              | Electric Tube Cleaners (Cleanex TuffClean Series) |             |
| 9              | Electric Tube Cleaners (Victor Duo Series)        | 7           |
| 10             | Cleanex - 40 Duo                                  | 8           |
| 11             | Tuff Clean - 50 Duo                               | 9           |
| 12             | <b>Flexible Shaft</b>                             | 10          |
|                | Nylon Flexible Shaft for Double Direction         |             |
| 13             | <b>Cleaning Accessories For Tube Cleaner</b>      | 11          |
|                | Brushes   |             |

# FIRE TUBE BOILER TUBE CLEANING SYSTEM

## FLEXIBLE SHAFT MACHINE ('BFM' SERIES):



It is a 3 phase electric motor (2800 rpm) mounted on 3 wheel trolley fitted with a carrying trolley. Horse power of motor is selected depending upon the length & size of shaft, and type of scaling. Push button starter is provided to control the motor. Each machine is fully wired, carefully tested & fitted with a 10 ft. Length (Or longer if required) PVC cable to main supply. Motors are available in enclosed system as well as in open system (i.e. Without covering of above motor.)




CLOSE SYSTEM

| Model    | Motor | Power | Electric Supply             | Speed RPM | Tube I.D.   | Inch       |
|----------|-------|-------|-----------------------------|-----------|-------------|------------|
|          | HP    | KW    |                             |           | MM          |            |
| BFM - 50 | 5.0   | 3.730 | 440 V 3 Phase<br>50 C/S A/C | 2800      | 38.10-101.6 | 1.1/2"-4.0 |

To view demo of above machine please visit our below youtube link [https://youtu.be/q2okON5\\_f4I](https://youtu.be/q2okON5_f4I)  
(If you cannot click below then either copy and paste the same in the browser or scan below QR code)



## 'BHARTIYA' FLEXIBLE SHAFTS ('BFS' SERIES):



It is used for cleaning of tube by transmitting power in terms of rotation for motor unit to tool head cutter or brush within tube.

| INNER CORE DIA<br>MM (INCH) |      | 13 MM<br>(1/2")     |            |
|-----------------------------|------|---------------------|------------|
| OUTER CASING<br>MM (INCH)   |      | 24.0 MM<br>(15/16") |            |
| LENGTH                      |      |                     |            |
| Mtrs.                       | Feet | Sr. No.             | MODEL NO.  |
| 8.0                         | 27.0 | 1                   | BFS-105-27 |
| 10.0                        | 33.0 | 2                   | BFS-105-33 |
| 12.0                        | 40.0 | 3                   | BFS-105-40 |

### WIRE BRUSHES

DOUBLE SPIRAL BRUSH "BDS" for removing light scale and burnishing all types of tubes!



# FIRE TUBE BOILER SOOT COLLECTION MACHINE

Boiler Soot/Ash Recovery Machine is heavy duty vacuum generation machine extremely useful for cleaning or collecting of fire tube Boiler's ash or soot after or during tube cleaning operation.

**VAC-SOOT 60** machine is recommended to use along with electric driven boiler tube cleaner BFM-50 or pneumatic driven tube cleaner B6000 air motors and accessories. **SHINGARE** has developed patented vacuum attachment which enables machine to recover ash or soot while doing boiler tube cleaning work.



## FEATURES

- Designed for soot and scale recovery
- Two heavy-duty motors for continuous use of the machine.
- Reusable filters which ultimately saves money.
- Portable and Easy to move machine.

## SPECIFICATION

- Motor Power- 3 HP (2.2 KW) total, 1.5 HP (1.1 KW) per motor , By Pass Motors
- Input Power - 14 Amps, 230 V, 50/60 Hz AC (Other options available)
- Power Supply Cord - 8 meters long
- Hose Diameter - 40 mm
- Air Displacement - 220 CFM (106 l/s) 6. Dimension of machine (Inches) - 25 x 22 x 39

## ACCESSORIES

- PVC Hose
- Gun Type Soot Collection Attachment


To view demo of above machine please visit our below youtube link <https://youtu.be/Rgz2hN1lii4>  
(If you cannot click below then either copy and paste the same in the browser or scan below QR code)



# CHILLER / CONDENSER TUBE CLEANER

## ELECTRIC TUBE CLEANERS (VICTOR SERIES)

SHINGARE MAKE NEWLY LAUNCHED VARIABLE SPEED TUBE CLEANING MACHINE.



## DESCRIPTION

- In Electric Tube Cleaner, the brushes or other cleaning tools are rotated through a tube at tip of Flexible shaft, Simultaneously water gets injected, hence loosen deposits leaving tubes cleaned Flexible Shafts ensure use in bend tubes.
- All models consist of tool storage box, single direction foot switch mobile dolly .
- This machine is popular among our customers who has hard scale in their condenser tube. 'We have to run machine at lower speed if scale is hard/very hard.'

## SECIFICATION

| Model No.  | MOTOR |      | TUBE ID |            | SPEED  |
|------------|-------|------|---------|------------|--------|
|            | HP    | KW   | INCH    | MM         | RPM    |
| VICTOR - 4 | 1.0   | 0.75 | ¼ - 1   | 6.4 - 25.4 | 0-1440 |
| VICTOR - 6 | 2.0   | 1.50 | ¼-1.½   | 6.4 -38.10 | 0-1440 |

To view demo of above machine please visit our below youtube link <https://youtu.be/Rgz2hN1Iii4>  
(If you cannot click below then either copy and paste the same in the browser or scan below QR code)






# CHILLER / CONDENSER TUBE CLEANER

## ELECTRIC TUBE CLEANERS (CLEANEX SERIES)

SHINGARE MAKE NEWLY LAUNCHED CLEANEX SERIES ELECTRIC CHILLER / CONDENSER TUBE CLEANING MACHINE



## FEATURES

The machine is Suitable for Tube I.D. 13 mm to 38.1 mm

Electrical tube cleaner is environment friendly, compact and easily maneuverable unit.

You can inject Chemical / Soap solution along with water by using **Cleanex - 40** machine.

In this machine, water flushes with soap solution at pressure of 4-5 bar and 7 lpm approximately.

Machine has air operated foot switch with pedal for safety of operation from short circuit due to water see page.

Machine has Power Coated Body. This body has Louver ventilation which will help to exhortation of hot air and automatically life of machine increases.


## SPECIFICATION

| Model No.    | MOTOR |      | TUBE ID    |            | SPEED |
|--------------|-------|------|------------|------------|-------|
|              | HP    | KW   | INCH       | MM         | RPM   |
| Cleanex - 40 | 1.0   | 0.75 | ½" to 1"   | 13 - 25.4  | 910   |
| Cleanex - 50 | 2.0   | 1.50 | ½" to 1.½" | 13 to 38.1 | 910   |
| Cleanex - 60 |       |      |            |            | 1440  |

## ELECTRIC TUBE CLEANERS (TUFF CLEAN SERIES)

SHINGARE MAKE NEWLY LAUNCHED **TUFF CLEAN** SERIES

We are proud to introduce **shingare** make Tuff Clean series Condenser / Chiller / Heat Exchange Tube Cleaning Machine which offers single direction variable speed tube cleaning along Chemical / Soap injection facility at water pressure of 5 bar at flow rate of 7 lpm. This is the most recommended machine for Hard scale tube cleaning.



## FEATURES

- This machine is Suitable I.D. 13 mm to 38.10 mm.
- Electrical tube cleaner is environment friendly, compact and easily maneuverable unit in the model we have given Chemical cleaning and variable speed. BEST for hard scale cleaning.
- In this machine, water flushes with soap solution at pressure of 4-5 bar and 7 lpm approximately.
- Machine has air operated foot switch with pedal for safety of operator from short circuit due to water see page.
- Machine has Power Coated Body. This body has Louver ventilation which will help to exhortation of hot air and automatic life of machine increases.


## SPECIFICATION

| Model No.      | MOTOR |      | TUBE ID   |               | SPEED  |
|----------------|-------|------|-----------|---------------|--------|
|                | HP    | KW   | INCH      | MM            | RPM    |
| TUFF CLEAN -40 | 1     | 0.75 | ½" to 1½" | 13.0 TO 38.10 | 0-1440 |
| TUFF CLEAN -60 | 2     | 1.50 | ½" to 1½" | 13.0 TO 38.10 | 0-1440 |

While ordering flexible shafts and accessories, each item should be ordered for specific tube / pipes size or range.

Stainless steel inner core ensures our shafts have longest life, resistance to corrosion.

To order flexible shaft(s) determine tube I.D. & Length of Longest tube(s). Order flexible shaft(s) to correspond with tube I.D.(s), & length. Please ask for special or longer length.



| Tube ID range |             | Flexible Shaft Model No.  | Flexible Shaft Length                  |  | Nylon Casing O.D. |      | Inner Core O.D. |      | Tool End Thread |
|---------------|-------------|---|--|--|-------------------|------|-----------------|------|-----------------|
| MM            | INCH        |   | Feet                                   | MTRS   | INCH              | MM   | INCH            | MM   |                 |
| 6.4 - 9.5     | 1/4 - 3/8   | NFSC-701-12<br>NFSC-701-25  | 12<br>25                               | 3.7<br>7.6   | 1/4               | 64   | 1/8             | 3.2  | 8.32 F          |
| 11.1 - 12.7   | 7/16 - 1/2  | NFSC-702-12<br>NFSC-702-17<br>NFSC-702-25<br>NFSC-702-35<br>NFSC-702-45                               | 12<br>17<br>25<br>35<br>45             | 3.7<br>5.2<br>7.6<br>10.7<br>13.7                  | 3/8               | 9.5  | 1/4             | 6.4  | 1/4-28 F        |
| 14.3 - 25.4   | 9/16 - 1    | NFSC-703-12<br>NFSC-703-17<br>NFSC-703-25<br>NFSC-703-35<br>NFSC-703-45<br>NFSC-703-60<br>NFSC-703-75 | 12<br>17<br>25<br>35<br>45<br>60<br>75 | 3.7<br>5.2<br>7.6<br>10.7<br>13.47<br>18.3<br>22.9 | 1/2               | 12.7 | 5/16            | 7.9  | 1/4 - 28 F      |
| 22.1 - 38.1   | 7/8 - 1 1/2 | NFSC-705-12<br>NFSC-705-25<br>NFSC-705-35<br>NFSC-705-45  | 12<br>25<br>35<br>45                   | 3.7<br>7.6<br>10.7<br>13.7                         | 3/4               | 9.1  | 1/2             | 12.7 | 1/2 - 12 F      |

## CLEANING ACCESSORIES FOR TUBE CLEANERS

### BRUSHES



Nylon Brush



Brass Brush



Stainless Steel Brush

#### NYLON BRUSHES

Used for removing soft deposits in straight non-ferrous tubes (Copper, Brass, Plastic, etc.)

#### BRASS BRUSHES

Used for removing soft and light scale deposits in straight, non-ferrous tubes.

#### STAINLESS STEEL BRUSHES

Used for removing soft and light scale deposits in straight ferrous tubes. (Carbon Steel, Stainless Steel, etc.)

#### SPIN - GRIP BRUSHES

These brushes used for removing soft and light scale deposits in straight, ferrous and non-ferrous tubes.



Spin-grit brushes


| Tube I.D.   |             | Spin-Grit Brushes |
|-------------|-------------|-------------------|
| INCH        | MM          |                   |
| 1/4 - 3/8   | 6.4 - 9.5   | BSGB-050          |
| 7/16 - 9/16 | 11.1 - 14.3 | BSGB-075          |
| 5/8 - 11/16 | 15.9 - 17.5 | BSGB-100          |
| 3/4 - 1     | 19.1 - 25.4 | BSGB-125          |



# CHILLER / CONDENSER TUBE CLEANER

## ELECTRIC TUBE CLEANERS (VICTOR DUO SERIES)

SHINGARE MAKE NEWLY LAUNCHED DOUBLE DIRECTION VARIABLE SPEED TUBE CLEANING MACHINE.



## DESCRIPTION

In Electric Tube Cleaner, the brushes or other cleaning tools are rotated tube at tip of Flexible Shaft, simultaneously water gets injected, hence loosen deposits leaving tubes cleaned Flexible Shafts ensure use in bent tubes.

In this model we have provided a double direction shaft with variable speed which results in efficient cleaning.

This machine is popular among our customers who has hard scale in their condenser tube. "We have to run Machine at lower speed if scale is hard / very hard.

## SPECIFICATION

| Model No.    | MOTOR |      | TUBE ID |            | SPEED  |
|--------------|-------|------|---------|------------|--------|
|              | HP    | KW   | INCH    | MM         | RPM    |
| VICTOR-4 DUO | 1.0   | 0.75 | ¼ - 1   | 6.4 - 25.4 | 0-1440 |
| VICTOR-6 DUO | 2.0   | 1.50 | ¼-1.½   | 6.4 -38.10 | 0-1440 |

# CLEANEX - 40 DUO

SHINGARE Make Newly Launched **Cleanex-40 Duo** Series Electric Chiller/Condenser Tube Cleaning Machine. In this model we have provided a double direction shaft which results in efficient cleaning.



## FEATURES


- This machine is Suitable I.D. 13 mm to 30 mm.
- Electrical tube cleaner is environment friendly, compact and easily maneuverable unit.
- In this model we have provided a double direction shaft which results in efficient cleaning.
- You can inject Chemical / Soap solution along with water by using **Cleanex-40 Duo** machine.
- In this machine, water flushes with soap solution at pressure of 4-5 bar and 7 lpm approximately.
- Machine has air operated foot switch with pedal for safety of operator from short circuit due to water see page.
- Machine has Power Coated Body. This body has Louver ventilation which will help to exhortation of hot air and automatically life of machine increases.

## SPECIFICATION

| Model No.        | MOTOR |      | TUBE ID    |            | SPEED |
|------------------|-------|------|------------|------------|-------|
|                  | HP    | KW   | INCH       | MM         | RPM   |
| Cleanex - 40 DUO | 1.0   | 0.75 | ½" to 1"   | 13 - 25.4  | 910   |
| Cleanex - 50 DUO | 2.0   | 1.50 | ½" to 1.½" | 13 to 38.1 | 910   |
| Cleanex - 60 DUO |       |      |            |            | 1440  |

SHINGARE Make Newly Launched **Tuff Clean-40 Duo**.

We are proud to introduce **SHINGARE** make Tuff Clean-40 Duo series Condenser / Chiller / Heat Exchanger. Tube Cleaning Machine which offers double direction variable speed tube cleaning along chemical/soap injection facility at water pressure of 5 bar at flow rate of 7 lpm. This is the most recommended machine for Hard scale tube cleaning.



**FEATURES**

- This machine is Suitable for Tube I.D. 13 mm to 38.10 mm
- Electrical tube cleaner is environment friendly, compact and easily maneuverable unit. in this model we have given chemical cleaning and variable speed. Best for hard scale cleaning.
- In this machine, water flushes with soap solution at pressure of 4-5 bar and 7 lpm approximately.
- Machine has air operated foot switch with pedal for safety of operator from short circuit due to water see page.
- Machine has Power Coated Body. This body has louver ventilation which will help to exhortation of hot air and automatically life of machine increases.

**SPECIFICATION**


| MODEL NO.         | MOTOR |      | TUBE ID |               | VARIABLE SPEED |
|-------------------|-------|------|---------|---------------|----------------|
|                   | HP    | KW   | INCH    | MM            | RPM            |
| TUFF CLEAN-40 DUO | 1.00  | 0.75 | ½ - 1   | 13.0 TO 25.4  | 0-1440         |
| TUFF CLEAN-60 DUO | 2.00  | 1.50 | ½ - 1½  | 13.0 TO 38.10 | 0-1440         |

## Nylon Flexible Shaft for double direction use:

While ordering flexible shafts and accessories, each item should be ordered for specific tube / pipes size or range.

Stainless Steel inner core ensures our shafts have longest life, resistance to corrosion.

To order flexible shaft(s) determine tube I.D. & Length of longest tube(s). Order flexible shaft(s) to correspond with tube I.D.(s), & length. Please ask for special or longer length.



| Tube ID range |               | Flexible Shaft Model No. | Flexible Shaft Length |       | Nylon Casing O.D. |      | Inner Core O.D. |      | Tool End Thread |
|---------------|---------------|--------------------------|-----------------------|-------|-------------------|------|-----------------|------|-----------------|
| MM            | INCH          |                          | FEET                  | MTRS. | INCH              | MM   | INCH            | MM   |                 |
| 14.3 - 25.4   | 9/16" - 1"    | NFSC-704-26-BI           | 26                    | 8     | 1/2"              | 12.7 | 5/16"           | 7.9  | 1/4 - 28 F      |
|               |               | NFSC-704-33-BI           | 33                    | 10    |                   |      |                 |      |                 |
|               |               | NFSC-704-39-BI           | 39                    | 12    |                   |      |                 |      |                 |
|               |               | NFSC-704-49-BI           | 49                    | 15    |                   |      |                 |      |                 |
| 22.1 - 38.1   | 7/8" - 1.1/2" | NFSC-705-26-BI           | 26                    | 8     | 3/4"              | 19.1 | 1/2"            | 12.7 | 1/2 - 12 F      |
|               |               | NFSC-705-33-BI           | 33                    | 10    |                   |      |                 |      |                 |
|               |               | NFSC-705-39-BI           | 39                    | 12    |                   |      |                 |      |                 |
|               |               | NFSC-705-49-BI           | 49                    | 15    |                   |      |                 |      |                 |

# CLEANING ACCESSORIES FOR TUBE CLEANER

## BRUSHES

**Nylon Brush**



### DOUBLE DIRECTION NYLON BRUSHES

Used for removing soft deposits in straight non-ferrous tubes (copper, brass, plastic, etc.)

**Model : N-1000-BI**

**Brass Brush**



### DOUBLE DIRECTION BRASS BRUSHES

Used for removing soft and light scale deposits in straight, non-ferrous tubes.

**Model : B-1000-BI**

**Stainless Steel Brush**



### DOUBLE DIRECTION STAINLESS STEEL BRUSHES

Used for removing soft and light scale deposits in straight ferrous tubes. (Carbon Steel, Stainless Steel, etc.)

**Model : SS-1000-BI**

### SPIN-GRIT BRUSHES

These brushes used for removing soft and light scale deposits in straight, ferrous and non-ferrous tubes.



**Spin-grit Brushes**

| Tube I.D.     |             | Spin-grit Brushes |
|---------------|-------------|-------------------|
| INCH          | MM          |                   |
| 1/4" - 3/8"   | 6.4 - 9.5   | BSGB-050-BI       |
| 7/16" - 9/16" | 11.1 - 14.3 | BSGB-075-BI       |
| 5/8" - 11/16" | 15.9 - 17.5 | BSGB-100-BI       |
| 3/4" - 1"     | 19.1 - 25.4 | BSGB-125-BI       |

## OUR MAJOR CLIENTS

Please see below our robust and valued client list that uses BHARTIYA products repeatedly. We take pride in our partnerships and the ability to grow with such amazing group of companies.



SHINGARE™  
INDUSTRIES PVT LTD

### SHINGARE INDUSTRIES PVT. LTD.

Formerly know as BHARTIYA INDUSTRIES



Manufacture & Exporter of Tube Cleaners, Flexible Shafts, Tube Tools, Impact Sockets, Pipe Cold Cutting and Beveling Machines, Torque Tools, Grinding Tools, Tapping Tools, Hydraulic Torque Wrench, Electric Torque Wrench, Manual Torque Wrench & Torque Multiplier.

♦ **Factory Add.:** A-48, B - Osiya Mataji Compound, Village Kalher, Retibunder Road, Tal. Bhiwandi, Dist. Thane - 421 302, Maharashtra.

♦ **Head Off.:** B-227, 2nd Floor, Eastern Business Distric (Magnet / Neptune Mall), L. B. S. Marg, Bhandup (West) - 400 078.

☎ +91 77188 96512 | +91 90290 05461 ✉ [bharatflex@yahoo.com](mailto:bharatflex@yahoo.com) | [spradip@tubecleaner.co.in](mailto:spradip@tubecleaner.co.in)

🌐 [www.shingare.com](http://www.shingare.com) | [www.tubecleaner.co.in](http://www.tubecleaner.co.in)